

DUNE WALKOVER CONSTRUCTION SPECIFICATIONS

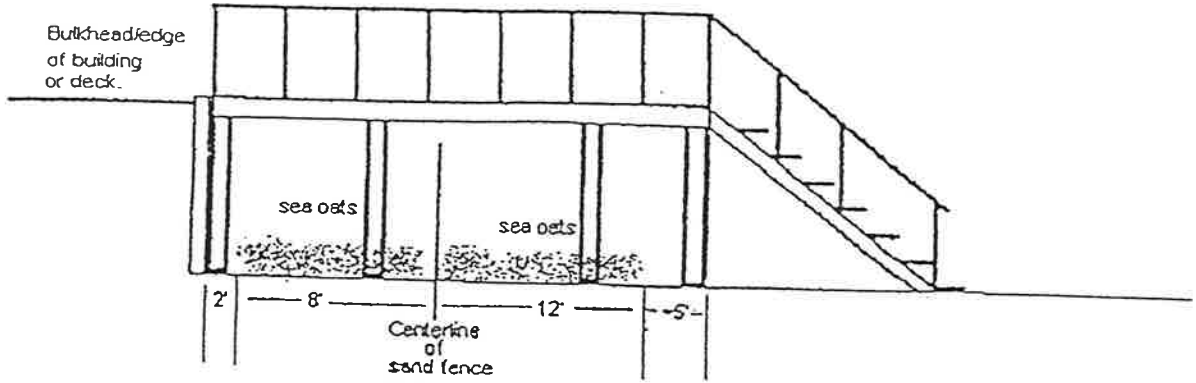
Dune walkover means a raised walkway constructed for the purpose of protecting the beach and dune system between mean high tide and the construction control line from damage that may result from anticipated pedestrian traffic to the beach and which is no more than six (6) feet in width, constructed without roof or walls, elevated at least one foot above the dune, and extends seaward of the seaward vegetation line no further than the fixed mean high tide line.

Dune walkovers within the City of Gulf Shores shall be constructed in accordance with the following specifications:

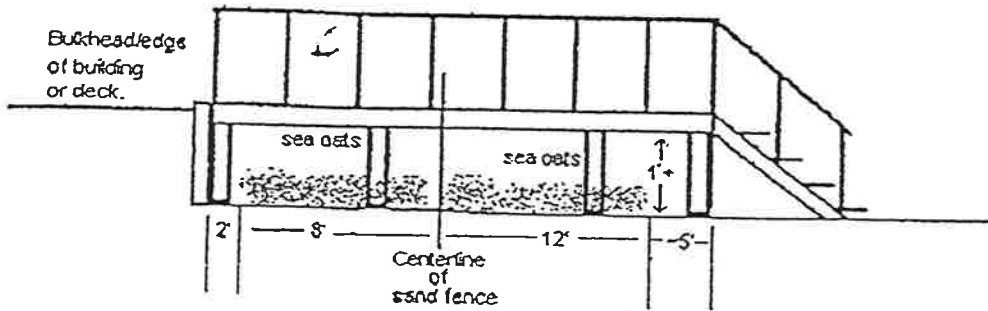
1. Pilings shall be minimum 6" x 6" square or 6" tip diameter round treated wood pilings, or equivalent size reinforced concrete pilings, embedded to a depth of 10' below grade and extending to a height of 36" above the walkover deck so that the upper portion of the pilings serve as guardrail posts. Wood piling longitudinal spacing shall not exceed 10'0".
2. Walkover decks shall be constructed at least 1'0" above the dune and shall be a maximum of 6'0" wide. All deck and other lumber shall be treated in conformance with American Wood Preservation Association(AWPA) standards for the intended use, or alternately shall be composite material approved for the intended use.
3. Guardrails/handrails shall be constructed on both sides of the deck to a minimum height of 36" above the deck; lumber guardrails shall consist of two or more 2" x 4" horizontal wales connected to piling posts with a minimum of two(2) 3" stainless steel screws per connection. Vertical pickets shall be minimum 1 1/2" x 1 1/2" square with a maximum 4" gap between pickets, and shall be connected to the wales with stainless steel fasteners to withstand 50 pounds per linear foot or a concentrated load of 200 pounds at any point.
4. The deck system consisting of deck boards, stringers, joists, etc., shall be constructed to withstand a vertical loading of 30 psf. All fasteners, including bolts, nails and screws, shall be 316 stainless steel. Joist/stringer lumber shall be minimum 2" x 8" nominal dimension and shall be attached to piling posts with two(2) stainless steel bolts with washers per connection. Deck lumber shall be 2" x 6" nominal dimension and shall be attached to stringers using two(2) 3" stainless steel screws per connection; no nails shall be allowed. If joists are used, stringers shall be attached to joist using (2) stainless steel hurricane clips per connection; stainless nails shall be driven into all nail holes in these clips.

Beach Nourishment Area - Dune Walkovers

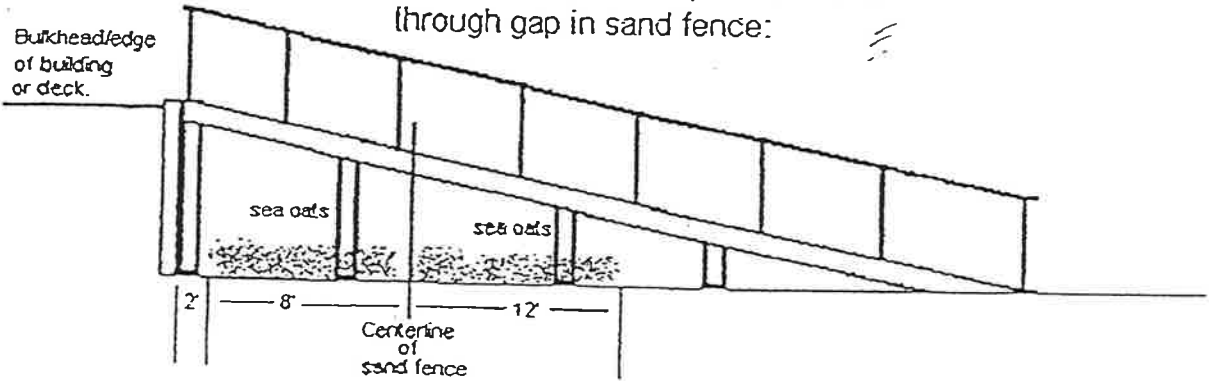
Over the top of sand fence:



Through gap in sand fence:



Handicapped accessible ramp from top of bulkhead through gap in sand fence:



Over the top of sand fence w/ Handicapped Accessible Ramp:

